




Clinician Overview

Gastric Alimetry in Practice





Gastric Alimetry is a revolutionary diagnostic solution to assess gastric function

Gain objective insights

- Gastric electrophysiology through BSGM using 64 non-invasive electrodes on the Alimetry™ Array and Alimetry Reader.
- Real-time symptom tracking correlating patient symptoms post-meal using the Alimetry App.

Who can benefit?

Gastric Alimetry is indicated in the routine work-up of patients with chronic gastric symptoms, including nausea and vomiting, dyspepsia, and upper abdominal pain.


Clarity in practice

Gastric Alimetry adds clarity to the diagnostic work-up of patients to inform targeted and effective treatment pathways that improve patient outcomes.

The Gastric Alimetry System

Gastric Alimetry™ App

Designed for use with an iPad mini®, and used for device setup, patient symptom tracking, and data transfers.




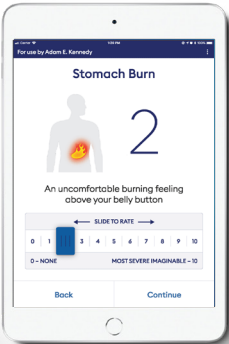
Gastric Alimetry™ Array (Accessory)

A single-use adhesive patch containing 66 electrodes for recording gastric electrical data.



Alimetry Reader

Acquires and digitizes gastric electrical data. Measures electrical activity from the stomach.



Hi-Res Gastric Mapping

A stretchable electrode array is placed over the patient's skin overlying the stomach



Realtime Symptom Tracking

A standardised meal is consumed and symptoms are tracked via the Gastric Alimetry™ app.



Cloud Based Analysis

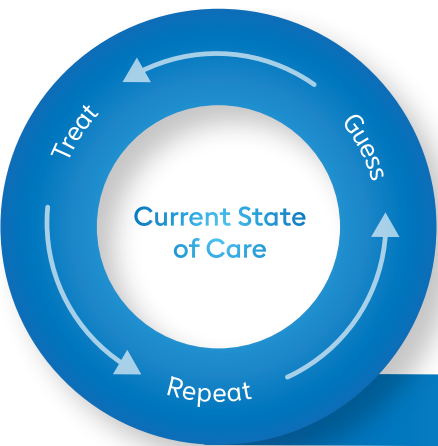
Test data is sent to the Alimetry™ Cloud and processed using advanced algorithms.



Actionable Results

A detailed report is generated by the clinician, to inform patient care.

Gastric Alimetry Transforms Care



Alimetry



Diagnose



Treat

Break through the diagnostic treadmill

Current standard of care involves a cycle of guess work, mis-treatment and rework leaving patients with a lack of clarity with their gastric symptoms.

Gastric Alimetry Assessment

The assessment involves a 30-minute fasted recording, followed by a test meal and a 4-hour post-meal recording. Throughout the process, patients log their symptoms while sitting comfortably in a reclined chair.

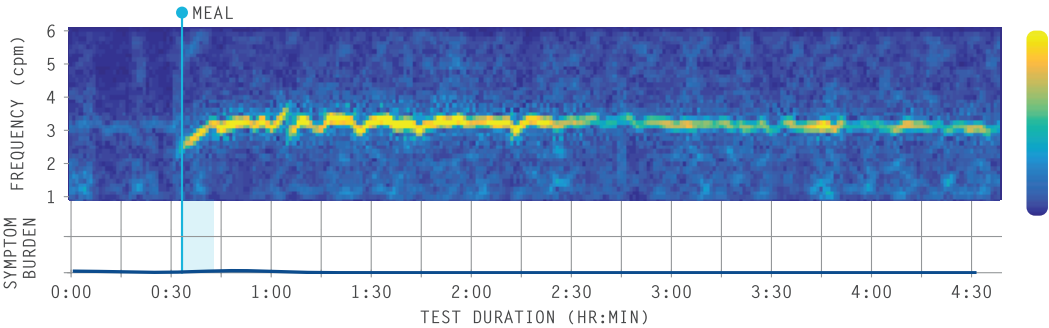
Gastric Alimetry Report Insights

Post-test, a Gastric Alimetry Report is automatically generated which provides novel insights which can aid the diagnosis of gastric disorders using clear, objective metrics for understanding gastric symptoms and patient physiology.

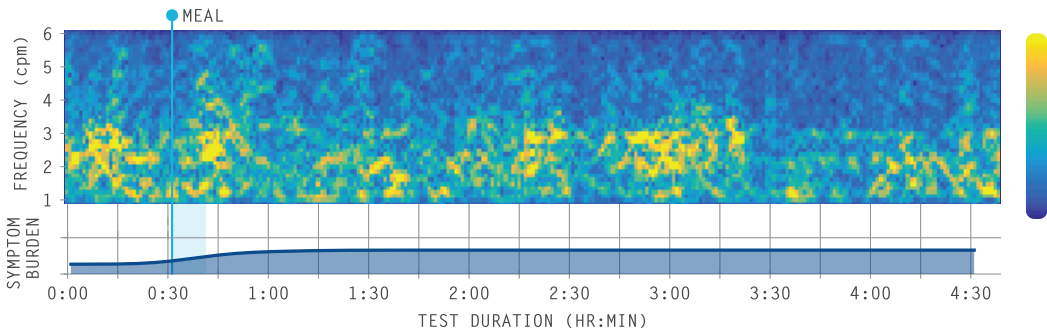
Effective Treatment Management

Share the insights with your patient to inform targeted treatment and personalized management pathways to improve patient care and outcomes.

Normal Gastric Function

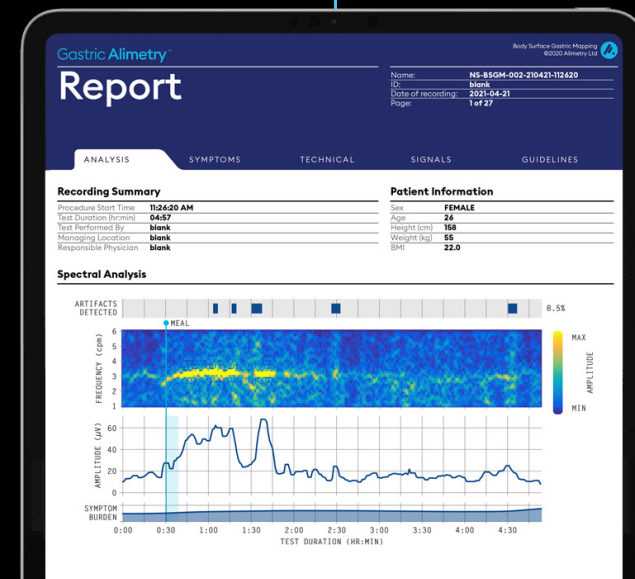
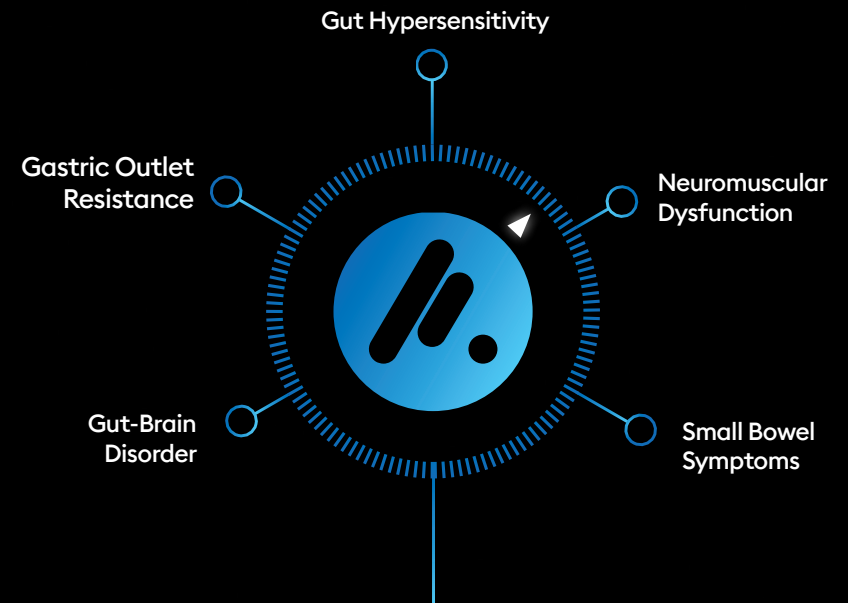


Gastric Dysfunction*



Guiding the Patient Management Pathway

Bring light and clarity to root causes of gastric symptoms to deliver more effective & targeted therapy. Pave a new treatment pathway for your patients with informed insights from Gastric Alimetry.





“Gastric Alimetry is providing clinicians like myself insight into a previously grey area. This allows for creating a better, more tailored management of these difficult conditions.”

Dr Charlotte Daker
Auckland, New Zealand

“Alimetry is a game changer - I’m certain that moving forward this will become the way that people diagnose gastric disorders”

Prof. Chris Andrews
Calgary, Canada



Start your Alimetry Journey Today

Take the first step towards improving patient outcomes by contacting our team today. Whether you're based in the UK, NZ or USA, our team would love to connect with you to learn more about how we can help you.

Alimetry's mission is to decode the gut to transform care. We invite you to join us on our mission.

Email: info@alimetry.com



alimetry.com





Clinician Overview
PM-003 Ver. 2 - August 2023

Disclaimer:

The Gastric Alimetry system is intended to record, store, view and process gastric myoelectrical activity as an aid in the diagnosis of various gastric disorders. Diagnosis and subsequent treatment is the responsibility of the treating clinician, considering patient history, presenting symptoms, medications, and results of other diagnostic tests.

For more information, visit our website at www.alimetry.com

References:

* Armen A. Gharibans et al. , Gastric dysfunction in patients with chronic nausea and vomiting syndromes defined by a noninvasive gastric mapping device. Sci. Transl Med.14,eabq3544(2022).DOI:10.1126/scitranslmed.abq3544



alimetry.com